City of Springfield

Agenda

Landmarks Board

John Hawkins (Chair) Walnut Street Representative	**John Sellars** Historian Representative	**Bryan Lenox** Real Estate Representative
Wanda Quintana Mid-Town Representative	**Nichole Falconer** Architect Representative	**Adam Letterman (Vice-Chair)** At-Large Representative
Seva Nix Commerical Street Representative	**Genevieve Henry** At-Large Representative	**Erik Kiser** At-Large Representative

December 18, 2024 | **5:30 PM** | **Busch Building 2nd Floor Conference Room 840 Boonville Avenue**

1. Roll Call

2. Approval of Minutes

2.1. November 6, 2024

3. Unfinished Business

4. New Business

4.1. Certificate of Appropriateness
533 South Jefferson Avenue (Applicant: Diocese of Springfield-Cape Girardeau)

5. Communications

5.1. 2025 Landmarks Board Schedule

6. Reports

7. Adjourn

In accordance with ADA guidelines, if you need special accommodations when attending this meeting, please notify the Planning and Development office at 417-864-1611 as soon as possible to accommodate your needs.

MINUTES OF THE LANDMARKS BOARD

DATE: November 6, 2024
TIME: 5:30pm

The meeting and public hearing of the Landmarks Board was held on the above date and time in person in the Busch Building, 2 West Conference Room.

ROLL CALL:
Landmarks Board members: John Hawkins-Chair, Adam Letterman-Vice Chair, Genevieve Henry, Erik Kiser, Seva Nix, John Sellars, Nicole Falconer, and Wanda Quintana. Absent: Bryan Lenox. Staff members: Michael Sparlin and Andrew Menke, Senior Planners, Angela Duran, Associate Planner, and Kyle Tolbert, Assistant City Attorney.

APPROVAL OF MINUTES: August 7, 2024, minutes were approved after correcting misspelled name (Erick to Erik).

NEW BUSINESS:

Certificate of Appropriateness: **1451 East Walnut Street** – Gail Babcock, 1451 E. Walnut, wants to replace front retaining wall that is disintegrated and will keep the same size, shape, and design as the original and are also replacing the front steps as they are starting to crack but a little wider.

Landmarks Board members noted that this is a safety issue and will not take away any of the historic properties.

Mr. John Hawkins closed the public hearing.

Board Action:
John Sellars motioned to **approve** Certificate of Appropriateness (1451 East Walnut Street). Erik Kiser seconded the motion. The motioned carried as follows: Ayes: John Hawkins-Chair, Adam Letterman-Vice-Chair, Seva Nix, Genevieve Henry, Erik Kiser, John Sellars, Nicole Falconer, and Wanda Quintana. Nays: None. Abstain: None. Absent: Bryan Lenox.

Certificate of Appropriateness: **308 – 310 East Commercial Street** – Payton Chambers, 312 E. Commercial Street representing the owner Tindall Wilson Properties. Paden noted the current owner purchased the property in 2021 and plan to use federal historic tax credits to renovate the property and went over the history of the building. He explained that most of the interior was completely pulled out in 308 and talked about what was retained in 310, explaining what they will be renovating.

Landmarks Board member asked about the door on the south side and was told that it was originally to the city morgue, but the door will be bricked over.

Mr. John Hawkins closed the public hearing.

Board Action:
John Sellars motioned to **approve** Certificate of Appropriateness (308 – 310 East Commercial Street). Adam Letterman seconded the motion. The motioned carried as follows: Ayes: John Hawkins-Chair, Adam Letterman-Vice-Chair, Genevieve Henry, Erik Kiser, John Sellars, Nicole Falconer, and Wanda Quintana. Nays: None. Abstain: None. Absent: Bryan Lenox. Seva Nix recused himself.

Certificate of Appropriateness: **400 West Division Street** – Will Hoey, 550 St. Louis Street, stated that they are trying to build Pipkin Middle School, and this is the 3rd site proposed. He noted that they had originally thought there were no historic structures on the site, but later found out that the church is one. He noted that they have had numerous different layouts that would include salvaging or reusing the building but could not find a way to get proposed changes to fit within the boundaries. He did state that the building has been renovated completely inside, and that the exterior is the only remaining historic feature and they are here asking for demolition.

Landmarks Board members discussed the history of the building and what options there were but noted that they can not stop the demolition but can delay it by 60 days. They decided to use their due diligence by voting to deny the request for demolition, knowing that it will go ahead after 60 days wait.

Mr. John Hawkins closed the public hearing.

Board Action:
Adam Letterman motioned to **approve** Certificate of Appropriateness (400 West Division Street). Erik Kiser seconded the motion. The motioned carried as follows: Ayes: John Sellars. Nays: John Hawkins-Chair, Adam Letterman-Vice-Chair, Seva Nix, Genevieve Henry, Erik Kiser, John Sellars, Nicole Falconer, and Wanda Quintana. Abstain: None. Absent: Bryan Lenox. **Motion failed.**

REPORTS: Michael Sparlin discussed dates to tour the Historic City Hall. December 5, 2024 at 4:00pm was chosen and Michael will send out the information regarding safety foot gear, hardhats, etc.

Michael Sparlin introduced Angela Duran, Associate Planner, Neighborhoods Division, and she presented they historic survey grant which City Council is pursuing. Went over what currently what grants were being offered (Historic Preservation Fund Grant will cover 60% and local match is 40%). Twenty-seven (27) sites were identified and went over each location (study area) and decide which one if the grant is funded. The Landmarks Board members decided upon Study Area One (1).

Board Action:
Adam Letterman motioned to **approve** Study Area One (1) as selected. Wanda Quintana seconded the motion. The motioned carried as follows: Ayes: John Hawkins-Chair, Adam Letterman-Vice-Chair, Seva Nix, Genevieve Henry, Erik Kiser, John Sellars, Nicole Falconer, and Wanda Quintana. Nays: None. Abstain: None. Absent: Bryan Lenox.

COMMUNICATIONS:

Any other matters that fall under the jurisdiction of the Board:

ADJOURNMENT:
There being no further business, the meeting was adjourned by the Chair.

Michael Sparlin, Senior Planner

LANDMARKS BOARD
STAFF REPORT

LANDMARKS BOARD PUBLIC HEARING: **DECEMBER 18, 2024**

CASE: Certificate of Appropriateness

DESIGNATION: Historic Site – St. Agnes Cathedral

LOCATION: 533 South Jefferson Avenue

APPLICANT: Diocese of Springfield – Cape Girardeau

STAFF: Michael Sparlin, 417-864-1091

SUMMARY OF PROPOSAL:

1. Addition to the rear (west elevation) of St. Agnes Cathedral.

STAFF RECOMMENDATION:

Staff recommends approval.

FINDINGS FOR STAFF RECOMMENDATION:

1. The St. Agnes Cathedral Church at 533 S. Jefferson Avenue is a local historic site that was nominated by City Council on April 24, 1978.

2. The proposed addition appears to be consistent with the *Standard's* recommendation that "new additions, exterior alterations, or related new construction will not destroy historic materials, features, and spatial relationships that characterize the property. The new work will be differentiated from the old and will be compatible with the historic materials, features, size, scale and proportion, and massing to protect the integrity of the property and its environment."

3. The storage building proposed to be demolished on the property is not listed as part of the St. Agnes Cathedral historic nomination and is not mentioned in the historic narrative.

LANDMARKS BOARD
STAFF REPORT

STAFF COMMENTS:

1. The *Secretary of the Interior's Standards for Rehabilitation* recommend that "new additions, exterior alterations, or related new construction will not destroy historic materials, features, and spatial relationships that characterize the property. The new work will be differentiated from the old and will be compatible with the historic materials, features, size, scale and proportion, and massing to protect the integrity of the property and its environment."

2. The addition does not dominate the primary façade along Jefferson Avenue and will not be highly visible. The addition appears to be compatible with the historic structure in terms on size, scale and proportion.

3. The *Standards* recommend that "new additions and adjacent or related new construction will be undertaken in such a manner that, if removed in the future, the essential form and integrity of the historic property and its environment would be unimpaired."

4. The storage building proposed to be demolished on the property is not listed as part of the St. Agnes Cathedral historic nomination and is not mentioned in the historic narrative.

5. All proposed work is required to receive a building permit to be issued by Building Development Services. All other requirements of the Zoning Ordinance and Building Code shall apply.

DESIGN GUIDELINES AND STANDARDS

DESIGN GUIDELINES

No specific design guidelines have been established by ordinance for historic sites. The Board has the authority to approve or disapprove the proposed application. A building permit will be issued to the applicant, even if the Board denies the application, sixty (60) days from the date of the application for the demolition permit.

SECRETARY OF THE INTERIOR'S STANDARDS FOR REHABILITATION:

The following standards would apply to this proposed alteration:

1. A property will be used as it was historically or be given a new use that requires minimal change to its distinctive materials, features, spaces and spatial relationships.
2. The historic character of a property will be retained and preserved. The removal of distinctive materials or alteration of features, spaces and spatial relationships that characterize a property will be avoided.
3. Each property will be recognized as a physical record of its time, place and use. Changes that create a false sense of historical development, such as adding conjectural features or elements from other historic properties, will not be undertaken.
4. Changes to a property that have acquired historic significance in their own right will be retained and preserved.
5. Distinctive materials, features, finishes, and construction techniques or examples of craftsmanship that characterize a property will be preserved.
6. Deteriorated historic features will be repaired rather than replaced. Where the severity of deterioration requires replacement of a distinctive feature, the new feature will match the old in design, color, texture and, where possible, materials. Replacement of missing features will be substantiated by documentary and physical evidence.
7. Chemical or physical treatments, if appropriate, will be undertaken using the gentlest means possible. Treatments that cause damage to historic materials will not be used.
8. Archeological resources will be protected and preserved in place. If such resources must be disturbed, mitigation measures will be undertaken.
9. New additions, exterior alterations, or related new construction will not destroy historic materials, features, and spatial relationships that characterize the property. The new work will be differentiated from the old and will be compatible with

the historic materials, features, size, scale and proportion, and massing to protect the integrity of the property and its environment.

10. New additions and adjacent or related new construction will be undertaken in such a manner that, if removed in the future, the essential form and integrity of the historic property and its environment would be unimpaired.

ARCHITECTURAL SIGNIFICANCE:

The structure was placed on the Springfield Historic Register on April 24, 1978, as a local historic site. The following excerpt describing the front of the cathedral is from the 1978 nomination:

St. Agnes Cathedral Church building is a modified design of Romanesque Architecture.

Exterior foundation walls of the building, except apse and sacristies, are faced with smooth face, cut Phenix limestone. Front entrance steps, platform and balustrades are also limestone. The ground around building being several feet higher than the city concrete sidewalk has a limestone retaining wall reinforced with limestone piers. Retaining wall is made of limestone matching building and is located on Cherry and Jefferson street sides of building next to sidewalk.

The east facade (front) of the building is accented by a large terra cotta pediment and parapet wall supported on four columns bearing on limestone platform and buttresses of front entrance steps, and two bell towers located over north and south ends of vestibule.

Four columns supporting front entrance pediment are ¾ round, wall engaged, Doric design columns, with terra cotta capitals and bases. Column shafts are constructed of brick masonry finished with smooth trowel cement plaster and painted white.

Application for Certificate of Appropriateness

****ELECTRONIC SUBMITTAL INSTRUCTIONS****

****PLEASE FOLLOW STEPS 1 & 2 BEFORE SUBMITTING THIS APPLICATION****

1. Pre-apply and, if needed, pay your processing fees online at this LINK
2. Wait for a "pre-screen complete" e-mail from the City of Springfield with instructions for e-plans review process.
3. Complete this application and upload a digital (pdf) copy through e-plans.

Office Use Only	
Date Filed:	
Received By:	
Review: ☐ Administrative ☐ Landmarks Board	

The applicant seeks to show the following:

1. That the proposed work will be done in conformance with the Secretary of Interior Standards for Rehabilitation.

2. That the proposed work will be done in conformance with any applicable design guidelines or standards that the Landmarks Board has established and adopted. (Commercial Street and Walnut Street Districts and Mid-Town Neighborhood historic sites only)

3. That the proposed work will be done in conformance with all other relevant requirements of the Springfield Zoning Ordinance.

THEREFORE, applicant requests that the Certificate of Appropriateness be approved for the property as proposed in this submittal.

We, the signers of this application, do attest to the truth and correctness of all facts and information presented with this application and understand that, if approved, all work must be done under a building permit issued by the Department of Building Development Services. Approval of this application does not constitute approval of a building permit, nor does it certify that the zoning is appropriate for the proposed uses. These are separate processes that must be initiated by the applicants. We further understand that approval of this application does not constitute approval for tax certification under the Tax Reform Act of 1986 or amendments thereto.

Signature(s): + Edward M. Rice

Date: 12-2-2024

Please type or print name(s) clearly:

The Most Reverend Edward M. Rice

Edward M. Rice

Exhibit A: REQUEST FOR CERTIFICATE OF APPROPRIATENESS

Please use this form only. Form may be photocopied. Please type or print.

For instructions, see pages 5-8

1. Property address: 533 S. Jefferson Ave (existing Cathedral address)

APPLICANT INFORMATION:

2. Name of current property owner: Roman Catholic Diocese of Springfield
If corporation: Corporate Official: Edward M. Rice
Mailing Address: 601 S. Jefferson Ave
Zip Code: 65806 Telephone: 417-866-0841 Fax:
E-mail: tvbohrer@dioscg.org

(Corporate Seal)

3. AUTHORIZED REPRESENTATIVE:
(*The representative should have the authority to commit the applicant to changes that may be suggested by the Board*):

Name: Gerri Kielhofner
Signature: Gerri Kielhofner
Mailing Address: 138 Park Central Square, Suite 101 Zip Code: 65806 Fax:
Telephone: 417-521-6107 E-mail: gerri@brparc.com

4. BUILDING DEVELOPMENT SERVICES DISCUSSION: *(Before submitting this application, the applicant should discuss the project with BDS. Their phone number is 417-864-1059.)*

Date of discussion: October 16, 2024

NOTE: The property owner must either sign this application or give City staff a power of attorney showing that another person is authorized to sign.

Exhibit B: DESCRIPTION OF PROPOSED WORK & SUPPORTING INFORMATION

Please use this form only. Form may be photocopied. Please type or print.

1. **TYPE OF WORK PROPOSED:** *(Check all that apply. All work items require a written description of the proposed work. Additional required supporting information is denoted after each item and **must** be attached. See Instructions, page 5. **Maximum size for drawings: 11 x 17 inches.** NOTE: Even though you check the "Other" or the "New Construction" box, you must still give information on individual features such as windows, doors, etc., included in a large project.)*

☑ Addition (1,2, 3, 7)	☑ Handicapped Ramp (1, 2, 3)	☑ Sidewalk (1, 3)
☐ Awnings (2, 3, 4 or 5, 6)	☑ New Construction (1, 2, 3, 7)	☑ Siding (3, 4 or 5)
☐ Building Relocation (1, 2, 3, 7)	☑ Parking (1, 3)	☐ Sign (1, 2, 3, 6)
☑ Demolition (1, 2, 3, 7)	☐ Porch (1, 2, 3)	☑ Window (2, 3, 4 or 5, 6)
☑ Door (2, 3, 4 or 5, 6)	☑ Retaining Wall (1, 2, 3)	☐ Archeological Site (1, 3, 8)
☑ Fence (1, 2, 3, 5)	☑ Roof-New (3, 4 or 5, 7)	
☑ Guttering (2, 3, 4 or 5, 6)	☑ Re-roof (3, 4)	

☐ Other (specify): _____

1 – Site Plans
2 – Elevations
3 – Photographs
4 – Sample of materials to be used
5 – Product literature
6 – Drawings
7 – Exhibit C – Why proposed work should be approved
8 – State historic Preservation Officer Comments

2. **DESCRIPTION OF PROPOSED WORK:** (*attach additional pages if necessary)*

Proposed work comprises of an addition to the Rectory, north of the Cathedral, that will connect the two buildings, and a new Parish Hall to the West, behind the Cathedral (primarily) and Rectory. The connector is to provide covered and conditioned space between all 3 buildings. Demolition in this project will consist of existing/end-of-life mechanical units, mechanical unit fencing, a corner of the chapel that becoming interior space in the connector, openings and doors that need to be replaced with UL rated assemblies for fire-walls/fire separation, and various supporting ground work for access and egress purposes.

The connector will have an approximately 9'-10' exposure setback approximately 30' from the front of the Rectory between the two buildings.

The new Parish Hall will consist of an approximately 300 person meeting space, 2 smaller meeting rooms, new offices, restrooms, a service kitchen, small break room, storage, a residential garage, new mechanical units for this building and the connector space, some new fencing to screen mechanical units, and reconfigured access from the south side of the building at the utility easement and retaining wall including stairs and an accessible ramp. An existing landscaped grotto is to remain.

Adjacent work on the Cathedral entails a chapel roof being replaced/repaired like-for-like with asphalt shingles due to damage, leakage, and age, replacement of a bathroom, and new mechanical systems.

NOTE: An application is considered incomplete until **all** supporting materials, as specified in Item 1 above, are attached. Incomplete applications will **not** be processed or scheduled for a public hearing.

Exhibit C: WHY PROPOSED WORK SHOULD BE APPROVED

Please use this form only. Form may be photocopied. Please type or print.

When proposing a major project, please use this page to give information in support of your request. (See Exhibit B, item 1, above: "Type of Work Proposed," key # 7. Suggested items of discussion are included in the Instructions, page 7.)

The design team is proposing an addition between the existing Rectory and Cathedral, and a new approximately 12,000 square foot Parish Center located behind the St. Agnes Cathedral to the West. The Cathedral was added to the Springfield Historic Register in 1978, and this addition is in line with other additions on the site to accommodate growth and change in needs of the Diocese while preserving the street-scape that the Cathedral currently has on Jefferson Avenue. A 1984 addition after the placement of the Cathedral on the historic register occurred to the West (non-street facing) side to add a chapel -- this is the largest exterior component affected by this addition, with the exception being an approximately 9-10 foot wide opening between the Cathedral and Rectory. The proposed addition is set back approximately 60 feet from the Cathedral frontage (and approximately 30 feet from the adjacent Rectory frontage) to minimize changes to the existing street-scape.

Demolition on the site is to be limited to a garage structure to the west of the Cathedral, a corner of the 1984 chapel addition that has issues with roof leakage, miscellaneous trees and vegetation, and site elements related to parking and replacement/repair of retaining walls and sidewalks. An existing landscaped grotto adjacent to the back of the Chapel and Rectory is to be preserved. Preexisting doors that will now be situated in interior openings of firewalls between buildings are to be replaced with new openings to meet building code fire rating standards, and minor work to address utilities between buildings will also be performed.

In order to blend with the current site, the Parish Center is to be faced with a facade of brick that is to match as closely to the existing Cathedral and Rectory. Cast stone elements (matching existing stone base elements) are to be utilized at direct connections between new buildings and existing structures to avoid simultaneous contrast of new and existing brick. Additionally, aluminum storefront windows and doors are to utilize a finish in the same color as windows found on the Rectory and major trim of the Cathedral (matching white plaster and vinyl). Finally, the primary roofing material has been selected to be a standing seam with a color (selected from samples as aged bronze) to match the gutters and downspouts currently on the Cathedral, with new gutters, downspouts, and gravel edges to be the same language in shape and finish as well. Work on the Chapel roof is to be like-for-like, replacing damaged areas with asphalt shingles as is currently present.

The overall building size in regards to placement and height are in scale to the Cathedral's accessory elements, and overall much smaller than the height of the main historical elements of the Cathedral. Additional signage, motifs, and formal elements are referential to preexisting elements from the Cathedral facade, while campus features for accessibility, such as guardrails and railings, correspond to the current railings and features at the front facade of the Cathedral. Various replacements to existing worn structures, both roofs and mechanical fences, are to be of same style and between the two buildings, with an emphasis on material selection to be towards maintenance, longevity, and corresponding facade color palettes.

Additional work on the Cathedral and in the surrounding area is needed to address aging mechanical systems at end-of-life conditions. The overall site is to have miscellaneous improvements to address area drainage and flooding that is preexisting, as well as to mitigate additional impervious surface increases.

ITEM 1 - SITE PLAN

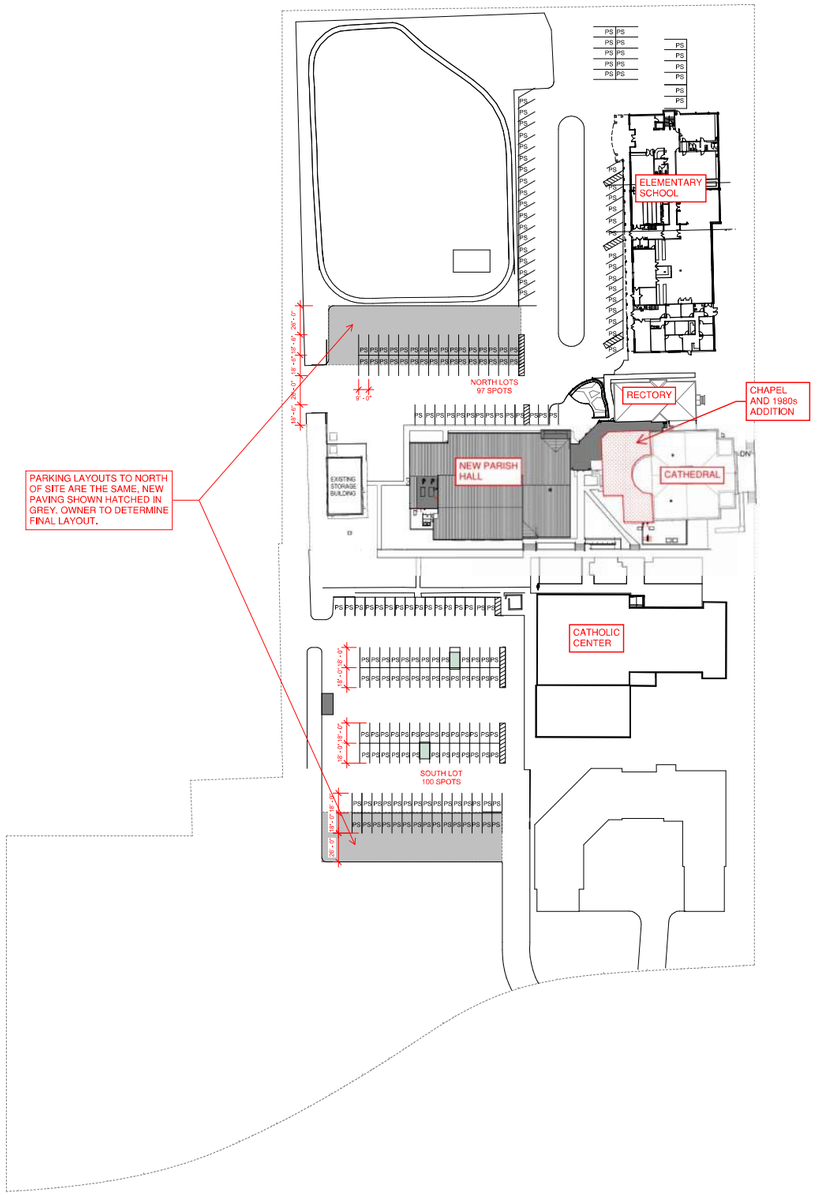

2 SITE PLAN - OPTION 1
1" = 50'-0"

197 SPOTS TOTAL

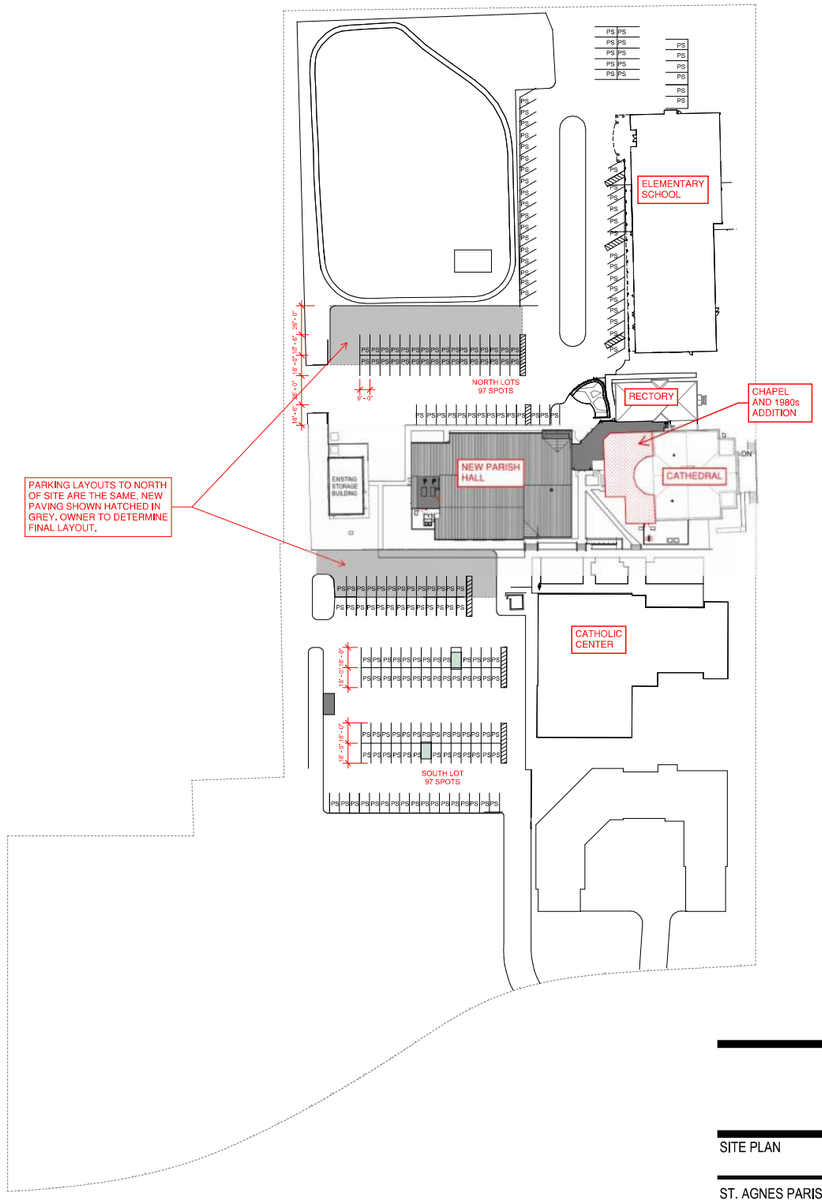

1 SITE PLAN - OPTION 2
1" = 50'-0"

194 SPOTS TOTAL

REVISIONS

SITE PLAN

ST. AGNES PARISH HALL AND ADDITION
533 S. JEFFERSON AVE., SPRINGFIELD, MO

BUTLER, ROSENBURY & PARTNERS, INC.
138 PARK CENTRAL SQUARE SUITE 101, SPRINGFIELD, MISSOURI, 65806 T: 417-865-6100

COPYRIGHT 2024 BUTLER, ROSENBURY & PARTNERS INC.

DRAWN BY	ISSUE DATE
BAV	11/25/2024
CHECKED BY	PROJECT
GAK	20.008.SAPH

NOT FOR CONSTRUCTION

LICENSEE NAME
LICENSE NUMBER

A0.01

ITEM 6 - DRAWINGS (DEMOLITION PLAN)

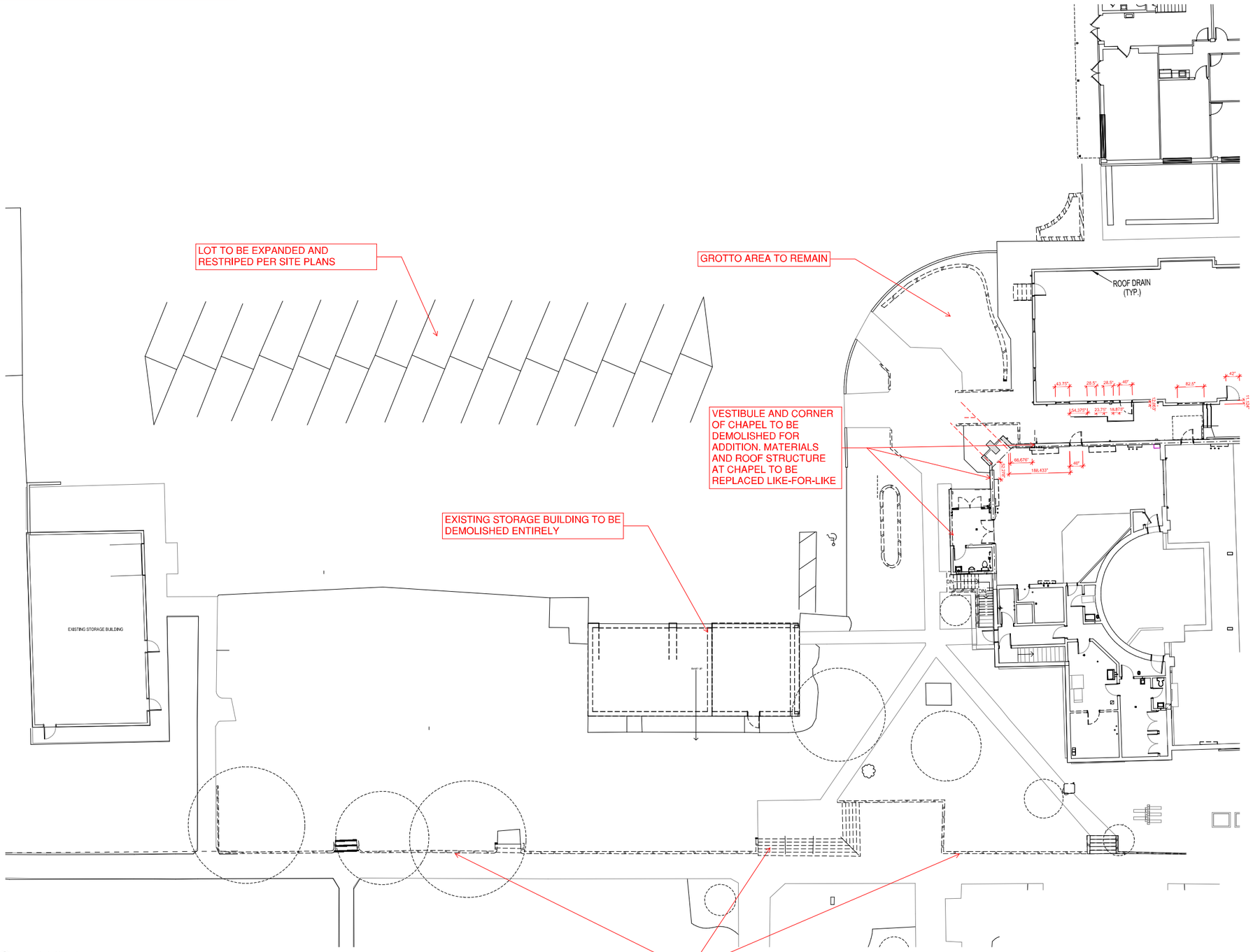

1 DEMOLITION PLAN
1" = 10'-0"

DEMOLITION GENERAL NOTES

1. PROTECT EXISTING CONSTRUCTION, INCLUDING FINISHES, TO REMAIN DURING DEMOLITION AND NEW CONSTRUCTION.
2. WHERE DEMOLITION OCCURS WITHIN A WALL OR CEILING SURFACE, PATCH AND REPAIR TO MATCH EXISTING OR PATCH AND REPAIR FOR INSTALLATION OF NEW FINISHES AS SPECIFIED.
3. ALL DIMENSIONS TO EXISTING WALLS ARE TO THE FINISH FACE. ALL DIMENSIONS TO NEW CONSTRUCTION ARE TO FACE OF STUD, CONCRETE, ALUMINUM STOREFRONT/CURTAIN WALL, MASONRY OR GRID LINE, UNLESS NOTED OTHERWISE.
4. CONDUCT SELECTIVE DEMOLITION OPERATIONS AND DEBRIS REMOVAL IN A MANNER TO ENSURE MINIMUM INTERFERENCE WITH ADJACENT OCCUPIED FACILITIES.
5. THE CONTRACTOR SHALL MAINTAIN THE INTEGRITY OF THE EXISTING BUILDING AND SITE SECURITY AT ALL TIMES AND SHALL TAKE CARE TO KEEP THE AREA SEALED OFF WHEN WORK IS IN PROGRESS.
6. DEBRIS FROM THE INTERIOR DEMOLITION SITE AND TRANSPORTED THROUGH OCCUPIED AREAS SHALL BE CONTAINED IN A CLEAN, COVERED CART.
7. OWNER SHALL HAVE FIRST RIGHT OF REFUSAL ON ALL DEMOLITION ITEMS. GENERAL CONTRACTOR TO COORDINATE WITH OWNER.
8. ALL PARTITIONS NOT DASHED (OR HATCHED) ARE EXISTING, REFER TO WALL GRAPHICS LEGEND. EXISTING PARTITION TYPES NOTED WITH A PARTITION TYPE ARE FOR REFERENCE ONLY AND ARE NOT NECESSARILY CONSTRUCTED AS INDICATED. CONTRACTOR TO VERIFY ALL CONDITIONS, DIMENSIONS AND CONSTRUCTION TYPE. NOTIFY ARCHITECT OF DISCREPANCIES.
9. CONTRACTOR SHALL FIELD VERIFY EXISTING CONDITIONS PRIOR TO BIDS.
10. DEMOLISH EXISTING PARTITIONS, MILLWORK, CEILING, DOORS OR MEP ITEMS SHOWN DASHED.
11. REMOVE ALL EXISTING WALL AND FLOOR FINISHES AT AREAS TO RECEIVE NEW FINISHES AS INDICATED. PREP FLOORS, WALLS AND CEILINGS FOR NEW FINISHES.
12. IN PARTITIONS TO BE REMOVED, REMOVE AND CAP ALL OUTLETS, SWITCHES, WIRES, THERMOSTATS, ETC. TO THEIR SOURCE.
13. ALL DEBRIS REMOVAL SHALL BE PERFORMED IN ACCORDANCE WITH THE AUTHORITY HAVING JURISDICTION.
14. AT COMPLETION OF DEMOLITION WORK EACH DAY, THE CONSTRUCTION AREA(S) SHALL BE LEFT IN A "BROOM CLEAN" CONDITION. ALL DEBRIS AND MISCELLANEOUS MATERIAL SHALL BE REMOVED.
15. CONTRACTOR SHALL BE RESPONSIBLE FOR PATCHING AND/OR REPAIRING ANY DAMAGE CAUSED BY CONSTRUCTION ACTIVITY. REFINISH TO MATCH EXISTING ADJACENT FINISH.
16. DEMOLITIONS NOT NECESSARILY LIMITED TO WHAT IS SHOWN ON DEMOLITION DRAWINGS. THE INTENT IS TO INDICATE THE GENERAL SCOPE OF DEMOLITION REQUIRED TO COMPLETE THE WORK IN ACCORDANCE WITH THE CONTRACT DRAWINGS.
17. PROVIDE PENETRATION FIRESTOPPING AND JOINT FIRESTOPPING PER DIVISION (7) SPECIFICATIONS AT ALL FIRE-RATED AND SMOKE-RATED ASSEMBLIES INCLUDING FLOORS, INTERIOR PARTITIONS, EXTERIOR WALLS, CEILINGS AND ROOFS.
18. ABBREVIATIONS:
    - A. OFCI – OWNER-FURNISHED, CONTRACTOR-INSTALLED.
    - B. OFOI – OWNER-FURNISHED, OWNER-INSTALLED. ALSO REFERRED TO AS OWNER-PROVIDED.
    - C. CFCI – CONTRACTOR-FURNISHED, OWNER-INSTALLED.
    - D. CFCI – CONTRACTOR-FURNISHED, CONTRACTOR-INSTALLED. ALSO REFERRED TO AS CONTRACTOR-PROVIDED.

REVISIONS

OVERALL EXISTING AND DEMOLITION PLAN

ST. AGNES PARISH HALL AND ADDITION
533 S. JEFFERSON AVE., SPRINGFIELD, MO

BUTLER, ROSENBURY & PARTNERS, INC.
138 PARK CENTRAL SQUARE SUITE 101, SPRINGFIELD, MISSOURI, 65806 T: 417-865-6100

COPYRIGHT 2024 BUTLER, ROSENBURY & PARTNERS, INC.

DRAWN BY	ISSUE DATE
BAV	11/25/2024
CHECKED BY	PROJECT
GAK	20.308.SAPH

NOT FOR CONSTRUCTION

LICENSEE NAME
LICENSE NUMBER

A1.00

ITEM 6 - DRAWINGS (FLOOR PLAN)

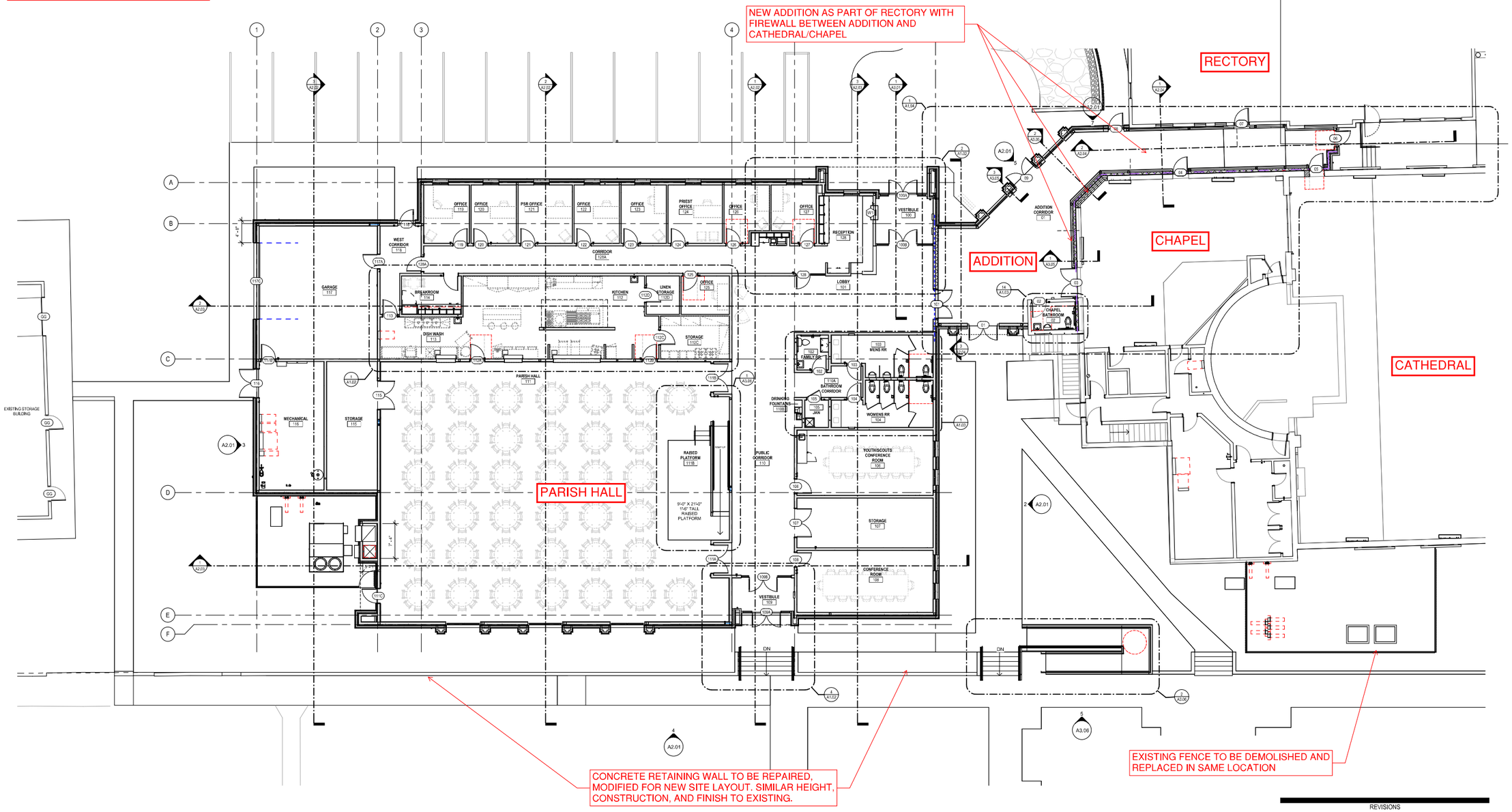

1 1ST FLOOR
1/8" = 1'-0"

GENERAL NOTES

1. ALL DIMENSIONS ARE TO FACE OF STUD. CONCRETE, ALUMINUM STOREFRONT CURTAIN WALL, MASONRY OR TO THE GRID LINE, UNLESS NOTED OTHERWISE.
2. AT ALL STRUCTURAL STEEL COLUMNS AND BEAMS SUPPORTING THE ROOF AT THE ADDITION (ADJACENT TO FIREWALLS), PROVIDE 1 HOUR INTUMESCENT FIREPROOFING PROTECTION. i assume no topcoat needed
3. ALL MISCELLANEOUS SUPPORT STEEL EXPOSED TO THE EXTERIOR SHALL BE GALVANIZED AND COATED WITH A HIGH-PERFORMANCE COATING, UNLESS NOTED OTHERWISE.
4. ALL STRUCTURAL STEEL COLUMNS AND BEAMS REQUIRED TO BE PROTECTED TO MEET A FIRE RATING SHALL BE INDIVIDUALLY PROTECTED PRIOR TO INSTALLATION OF ADJACENT PARTITIONS, WALLS, CEILINGS OR ROOF FRAMING.
5. FURNITURE, FIXTURES AND EQUIPMENT (FFE) ARE OWNER PROVIDED; HOWEVER, FOR CLARITY PURPOSES, THESE ITEMS MAY NOT BE SHOWN DASHED ON INTERIOR ELEVATIONS.
6. CAULK CONTINUOUSLY AT PERIMETER OF DOOR AND WINDOW FRAMES. CAULK AFTER WALL COVERING IS INSTALLED.
7. REFER TO MOUNTING HEIGHT SCHEDULE FOR TOILET AND BATH ACCESSORIES IN ALL BATHROOMS.
8. SIGNAGE IS OWNER PROVIDED. SIGNAGE SHALL MEET BUILDING CODE REQUIREMENTS AND ANSI A117.1 REQUIREMENTS FOR ACCESSIBILITY.
9. PROVIDE TACTILE EXIT SIGNS AT EXIT DOOR LOCATIONS. SIGNAGE SHALL COMPLY WITH ICC/ANSI A117.1. AT STOREFRONT LOCATION, PROVIDE TACTILE SIGN THAT FITS WITHIN THE STOREFRONT MULLION FRAME WIDTH. MOUNT BOTTOM OF CHARACTERS AT 48" MIN. AND 60" MAX. ABOVE FINISH FLOOR.
10. PROVIDE 96" TALL X 3/4" X 3/4" PLASTIC CORNER GUARDS AT ALL OUTSIDE CORNERS IN PUBLIC SPACES. DIFFERENT COLORS MAY BE REQUIRED.
11. PROVIDE 96" TALL X 1-1/2" X 1-1/2" STAINLESS STEEL CORNER GUARDS AT ALL OUTSIDE CORNERS IN KITCHENS, LAUNDRY ROOMS, AND BACK OF HOUSE SERVICE CORRIDORS.
12. ALL WALL OUTLETS ON ELEVATIONS ARE DIMENSIONED TO CENTER LINE, UNLESS NOTED OTHERWISE.
13. ALL DEVICES ADJACENT TO WET AREAS SHALL BE GFCI PER NEC REQUIREMENTS.

KEYNOTE LEGEND

FIRE PARTITION / FIRE BARRIER LEGEND

LINE TYPE	PARTITION TYPE
	1-HOUR RATED FIRE BARRIER OR HORIZONTAL ASSEMBLY.
	2-HOUR RATED FIRE WALL.
	3-HOUR RATED FIRE WALL.

FE INDICATES LOCATION OF FIRE EXTINGUISHER.

WALL GRAPHICS LEGEND

EXISTING WALL TO REMAIN

WALL TO BE DEMOLISHED

NEW WALL - REFER TO WALL TYPES FOR CONSTRUCTION

REVISIONS

OVERALL FLOOR PLAN

ST. AGNES PARISH HALL AND ADDITION
533 S. JEFFERSON AVE., SPRINGFIELD, MO

BUTLER, ROSENBURY & PARTNERS, INC.
138 PARK CENTRAL SQUARE SUITE 101, SPRINGFIELD, MISSOURI, 65806 T: 417-865-6100

COPYRIGHT 2020 BUTLER, ROSENBURY & PARTNERS INC.

DRAWN BY	ISSUE DATE
BAV	11/25/2024
CHECKED BY	PROJECT
GAK	20.008.SAPH

NOT FOR CONSTRUCTION

A1.01

LICENSEE NAME
LICENSE NUMBER

Autodesk Docs://20.008 - SAPH St. Agnes Cathedral Parish Hall/A-ARCH-SAPH-2024.rvt 11/26/2024 5:23:50 PM

ITEM 2 - ELEVATIONS

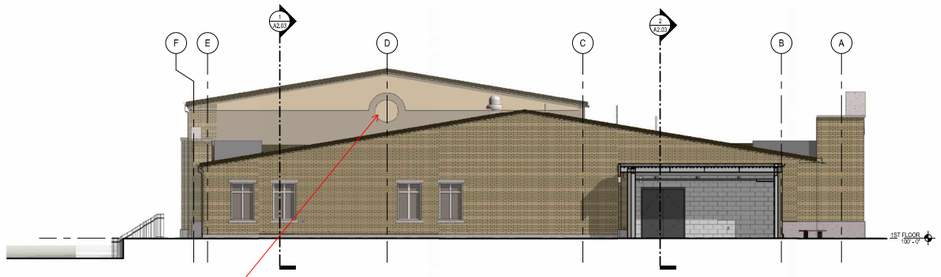

1 EAST ELEVATION OF PARISH CENTER
1/8" = 1'-0"

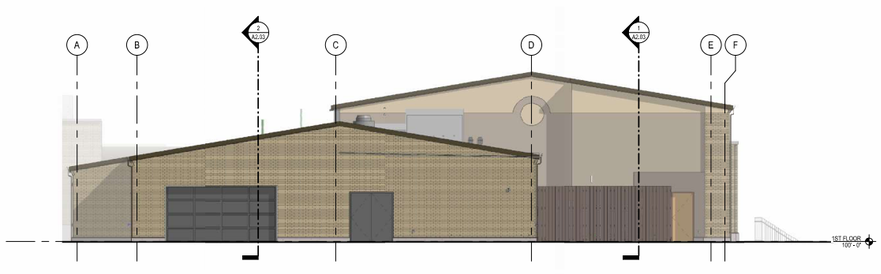

2 WEST ELEVATION OF PARISH CENTER
1/8" = 1'-0"

KEYNOTE LEGEND

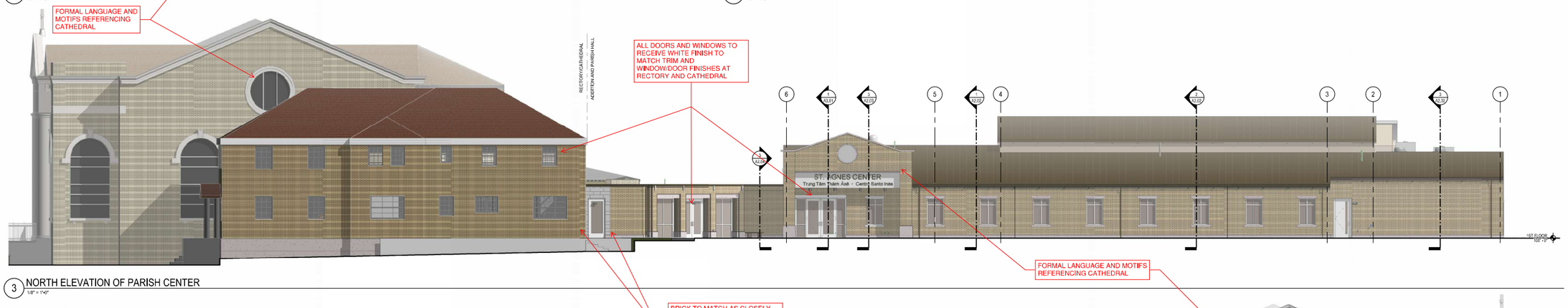

3 NORTH ELEVATION OF PARISH CENTER
1/8" = 1'-0"

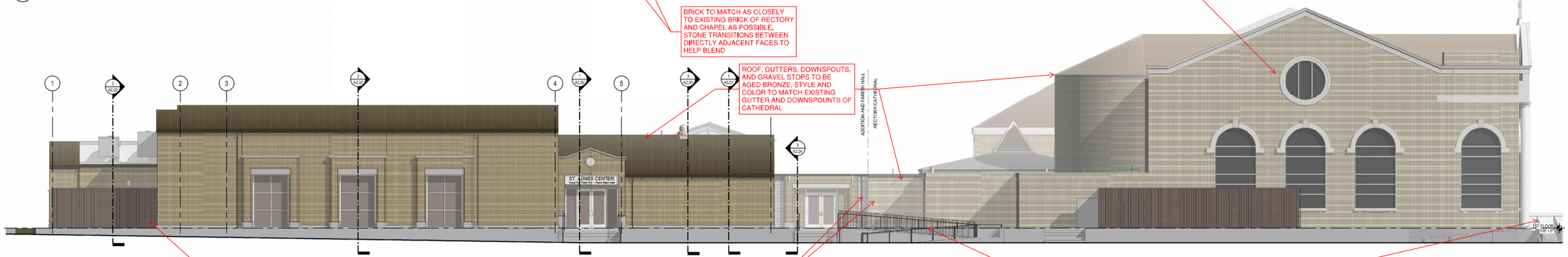

4 SOUTH ELEVATION OF PARISH CENTER
1/8" = 1'-0"

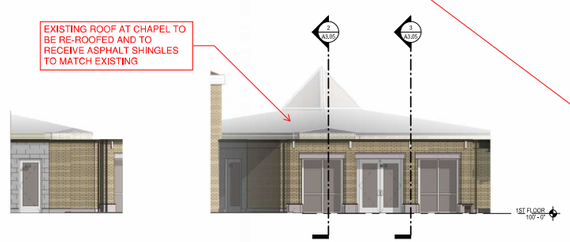

5 NORTH ELEVATION AT RECTORY AND ADDITION
1/8" = 1'-0"

6 NORTHWEST ELEVATION AT ADDITION
1/8" = 1'-0"

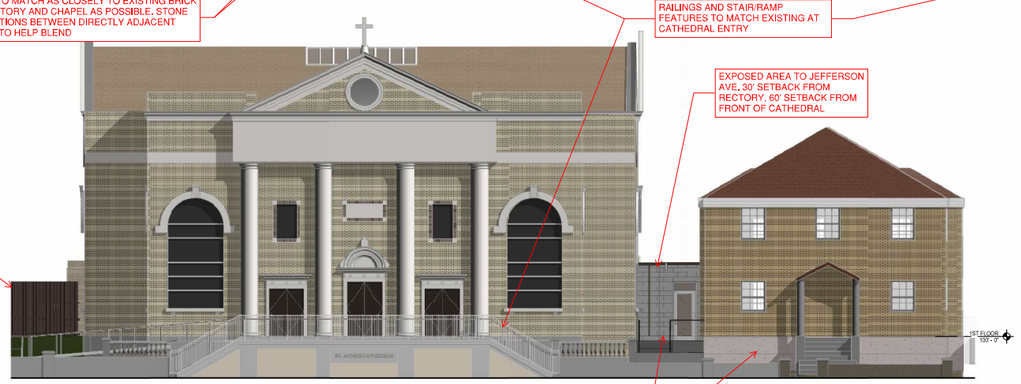

7 EAST ELEVATION AT ADDITION BETWEEN CATHEDRAL AND RECTORY
1/8" = 1'-0"

REVISIONS

OVERALL BUILDING ELEVATIONS

ST. AGNES PARISH HALL AND ADDITION
533 S. JEFFERSON AVE., SPRINGFIELD, MO

BUTLER, ROSENBURY & PARTNERS, INC.
138 PARK CENTRAL SQUARE SUITE 101, SPRINGFIELD, MISSOURI, 65806 T: 417-865-6100

COPYRIGHT 2024 BUTLER, ROSENBURY & PARTNERS, INC.

DRAWN BY	ISSUE DATE
BAV	11/25/2024
CHECKED BY	PROJECT
GAK	20.008.SAPH

NOT FOR CONSTRUCTION

LICENSEE NAME
LICENSE NUMBER

A2.01

Autodesk Docs://20.008 - SAPH St. Agnes Cathedral Parish Hall/A-ARCH-SAPH-2024.rvt 12/12/2024 7:11:58 PM

ITEM 3 - PHOTOGRAPHS

PHOTOGRAPH FROM JEFFERSON AVE OF EXISTING FENCE, RAILING, AND SITE LANDSCAPING

PHOTOGRAPH OF EXISTING ROOF AT CATHEDRAL AND EXISTING GUTTERS AND DOWNSPOUTS WITH METAL SAMPLE FOR NEW ROOFING, GUTTERS, DOWNSPOUTS, ETC.

PHOTOGRAPH OF BRICK SAMPLE AGAINST RECTORY WALL (SIMILAR TO WALL AT CATHEDRAL)

ITEM 5 - PRODUCT LITERATURE

PRODUCT LITERATURE IS PROVIDED AS A MEANS OF CONVEYING DESIGN INTENT. FINAL SELECTIONS OF PRODUCTS TO UNDERGO A BIDDING PROCESS WITH SPECIFICATION WRITTEN IN A "BASIS-OF-DESIGN PRODUCT" FORMAT. FINAL SELECTIONS MAY VARY, BUT ARCHITECTURAL FEATURES INCLUDING SIZE, SCALE, AND FINISH COLOR TO REFLECT CHOICES MADE IN THE DESIGN PROCESS.

ITEM 5 - PRODUCT LITERATURE ON EXTERIOR WINDOWS AND DOORS (STOREFRONT SYSTEM)

DESIGN AND PERFORMANCE VERSATILITY WITH UNMATCHED FABRICATION FLEXIBILITY

TRIFAB® VERSAGLAZE® 450, 451 & 451T (THERMAL) FRAMING SYSTEMS & TRIFAB® 451UT (ULTRA THERMAL) FRAMING SYSTEM

Trifab® VersaGlaze® is built on the proven and successful Trifab® platform – with all the versatility its name implies. There are enough framing system choices, fabrication methods, design options and performance levels to please the most discerning building owner,architect and installer. The 4.5" depth Trifab® VersaGlaze® Framing System family is available with non-thermal, thermal and ultra-thermal performance levels.
The ultra-thermal Trifab® 451UT Framing System, is designed for the most demanding thermal performance and employs adual Isolock® thermal break.

AESTHETICS

Trifab® VersaGlaze® Framing Systems offer designers a choice of front-, center-, back- or multi-plane glass applications. Structural silicone glazing (SSG) and weatherseal glazing options further expand designers' choice, allowing for a greater range of possibilities for specific project requirements and architectural styles. All systems have a 4-1/2" frame depth; Trifab® VersaGlaze® 450 has 1-3/4" sightlines, while Trifab® VersaGlaze® 451/451T and Trifab® 451UT have 2" sightlines.

With seamless incorporation of Kawneer entrances or windows, including GLASSvent® visually frameless ventilators, Trifab® framing can be used on almost any project. These framing systems can also be packaged with Kawneer curtain walls and overhead glazing, thereby providing a full range of proven, and tested, quality products for the owner, architect and installer from a single-source supplier.

ECONOMY

Trifab® VersaGlaze® 450/451/451T/451UT Framing Systems offer a variety of fabrication choices to suit your project:

- **Screw Spline** – for economical continuous runs utilizing two-piece vertical members that provide the option to pre-assemble units for efficient handling and installation. (available for all Trifab systems)
- **Shear Block** – for punched openings or continuous runs using tubular verticals with shear blocks to connect horizontal members. (available for 450/451/451T systems)
- **Stick** – for fast, easy field fabrication. Continuous sill and head receptors are installed with horizontals connected to tubular verticals with shear blocks. (available for 450/451/451T systems)
- **Pre-glazed** – The combination of screw spline construction with pre-glazing in the shop accelerates installation and reduces field labor time while minimizing disruption to the surrounding area or existing tenants. Making it an exceptional choice for new or retrofit applications, particularly in urban areas or where space is limited. (available for 451/451T/451UT framing)

Photography: © Ben Gancsos

All systems can be flush glazed from either the inside or outside. The weatherseal option provides an alternative to SSG vertical mullions for Trifab® VersaGlaze® 450/451/451T. This ABS/ASA rigid polymer extrusion allows complete inside glazing and creates a flush glass appearance on the building exterior without the added labor of scaffolding or swing stages. Additionally, high-performance flashing options are engineered to eliminate perimeter sill fasteners and associated blind seals.

FOR THE FINISHING TOUCH

Architectural Class I anodized aluminum and painted finishes influoropolymer (AAMA 2605) and solvent-free powder coatings (AAMA 2604) offer a variety of color choices.

PERFORMANCE

Kawneer's Isolock® thermal break technology creates a composite section, prevents dry shrinkage and is available on Trifab® VersaGlaze® 451T. For even greater thermal performance, a dual Isolock® thermal break is used on Trifab® 451UT.

U-factor, CRF values and STC ratings for Trifab® framing systems vary depending upon the glass plane application. Project-specific U-factors can be determined for each individual project.

(See the Kawneer Architectural Manual or Kawneer.com for additional information.)



Trifab® 451UT uses a dual Isolock® thermal break (right) and features a new high performance sill design, which incorporates a screw-applied end dam (left), ensuring positive engagement and tight joints between the sill flashing and end dam.

PERFORMANCE TEST STANDARDS	
Air Infiltration	ASTM E283
Water	AAMA 501, ASTM E331
Structural	ASTM E330
Thermal	AAMA 1503
Thermal Break	AAMA 505, AAMA TIR-A8
Acoustical	AAMA 1801, ASTM E1425

Thermal simulations showing temperature variations from exterior/cold side to interior/warm side.

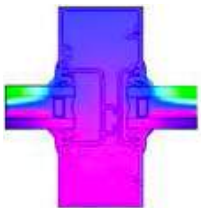

Trifab® VersaGlaze® 451

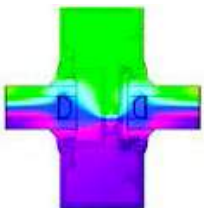

Trifab® VersaGlaze® 451T

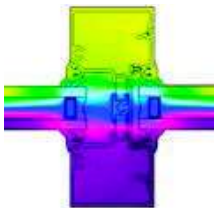

Trifab® 451UT

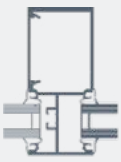

Front

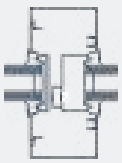

Center

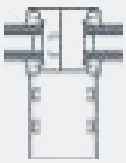

Back

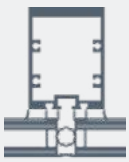

SSG

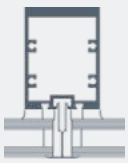

Weatherseal

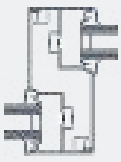

Multi-Plane

©Kawneer Company, Inc. 2024
Form Number 17-2241.B

KAWNEER

Technology Park/Atlanta
555 Guthridge Court
Norcross, GA 30092

HIGH-PERFORMING PAINTS THAT LET YOU DESIGN IN VIBRANT LIVING COLOR

PERMAFLUOR™ ARCHITECTURAL FINISHES

COLOR TO BE SELECTED FROM MANUFACTURER'S PHYSICAL SAMPLES

There's a painted finish as expressive and enduring as the buildings you design. Permafluor™ Architectural Coatings combine beauty and successful performance as only a 70% fluoropolymer-based coating can.

Permafluor™ colors add life to your architectural expressions. Fifteen standard colors and a limitless pallet of custom colors can satisfy your creative needs. The standard colors are always in stock at Kawneer paint facilities for fast turnaround while the Permafluor™ custom colors can be formulated to meet your needs.

This is a paint that endures along with your architectural statement. Permafluor™ is formulated to maintain integrity for years. Outstanding durability translates to substantial maintenance savings over the life of the building.

Thousands of buildings throughout the world are a testament to the lasting beauty and performance of Kawneer standard Permafluor™ Architectural Coatings.

KAWNEER #22 STOCK PERMAFLUOR™ ARCHITECTURAL COATINGS

The 15 standard Permafluor™ colors shown on this chart are Kawneer #22 stock coatings. They are stocked at Kawneer paint facilities for fast turnaround of painted projects.

The following specifications are required for the proper application and end-use results of Permafluor™. Performance properties represent minimum results when Permafluor™ is applied according to specifications.

SPECIFICATIONS THAT MEET AAMA 2605 REQUIREMENTS

Permafluor™ coating will meet or exceed test requirements of AAMA 2605, Voluntary Specification, Performance Requirements and Test Procedures for Superior Performing Organic Coatings on Aluminum Extrusions and Panels.

The following are guidelines for specifying and applying Permafluor™ coatings:

Pretreatment – The aluminum shall be thoroughly cleaned using a multi-stage cleaning process to remove organic and inorganic surface soils and residual oxides. Apply a chemical conversion coating to which organic coatings will firmly adhere.

Primer – The cleaned and treated substrate shall be primed to a thickness of 0.2 – 0.3 mils using approved factory application methods.

Paint – The Permafluor™ paint system shall contain 70% PVDF (Hylar 5000® or Kynar 500®) resin and durable ceramic pigments. It shall be factory applied and oven baked for a topcoat film thickness of 1.0 mil minimum. Clear topcoat, if required, shall be applied at 0.4 – 0.8 mils.

PERFORMANCE TABLE

Criteria	Performance
AAMA 2605	Meets or exceeds
Substrate	Aluminum only
Pretreatment	Multi-stage cleaning and conversion coating
Dry Film Thickness (ASTM D7091)	1.2 mils
Specular Gloss (ASTM D523)	Low and medium
Dry Film Hardness (ASTM D3363)	F min.
Impact Resistance	1/10" deformation No loss of adhesion
Abrasion Resistance (ASTM D968)	Coefficient of 40 minimum
Salt Spray (ASTM G85 Annex A5)	Hours: 2,000 Scribe or cut edges: Rating 7 Field: Rating 8
Humidity Resistance(ASTM D2247 or ASTM D4585)	Hours: 4,000 Few No. 8 blisters max.
10 Years South Florida	Color change: 5ΔE (Hunter) units max. Chalk resistance: Rating 8 max.
10% Muriatic Acid Spot Test	15 min. No blistering or visual change
Mortar (Alkali) Resistance	24-hour spot test, no visual change
72-Hour Detergent Immersion (@ 100°F)	No loss of adhesion
Boiling Water Adhesion	No removal of film after 20 min. exposure

Hylar 5000® is a registered trademark of Solvay Solexis, Inc., Kynar 500® is a registered trademark of Arkema Inc.

Note: These color samples are as close as possible to actual colors offered within the limitations of printing techniques. Final color specification will be as per approved color samples. Permafluor™ finishes are formulated for Kawneer Company, Inc.

©Kawneer Company, Inc. 2022

Permafluor® : Form Number 14-2195.D

Technology Park/Atlanta
555 Guthridge Court
Norcross, GA 30092

770.449.5555 TEL

www.kawneer.com

Building Legacies

KAWNEER

ITEM 5 - PRODUCT LITERATURE ON NEW ROOFING, DOWNSPOUTS, AND GUTTERS

SNAP-CLAD PANEL

MATERIALS

.032 aluminum — 24 gauge steel
.040 aluminum — 22 gauge steel

SPECS

10", 12", 16" or 18" O.C. — 1-3/4" High

UL-90

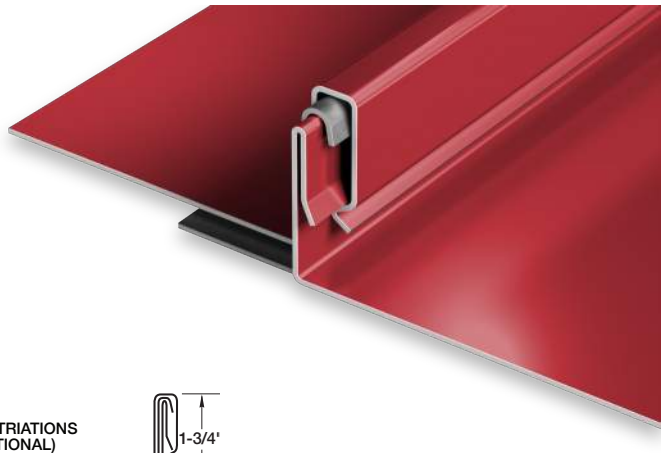

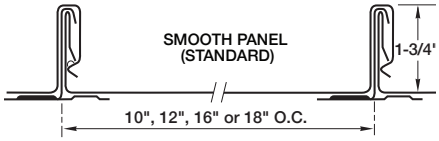

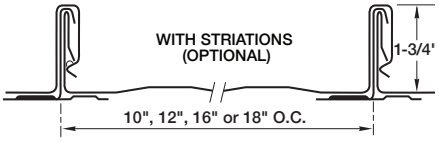

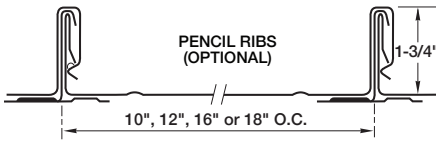

PRODUCT FEATURES

- Architectural/structural panel
- Factory-applied sealant available
- Continuous interlock
- Labor-saving one-piece design
- Pencil ribs upon request
- Striations upon request
- Factory eave notching available
- 30-year-non-prorated finish warranty
- Maximum factory-produced panel length is 64' (check w/factory for longer lengths)
- Weathertightness warranty available
- 43 stocked colors (24 gauge steel)
- 16 Stocked colors (22 gauge steel)
- 36 stocked colors (.032 aluminum)
- 22 stocked colors (.040 aluminum)
- Panels available in Galvalume Plus

UL CLASSIFICATION

- UL-580 Class 90 wind uplift
- UL-1897 wind uplift
- UL-790 Class A fire rated
- UL-263 fire resistance rated
- UL-2218 impact resistance rated
- UL-90 rated aluminum panel up to 16" O.C.
- UL-90 rated steel panel up to 18" O.C.

ASTM TESTS

- ASTM E1592 tested
- ASTM E283/1680 tested
- ASTM E331/1646 tested

FLORIDA BUILDING & MIAMI-DADE PRODUCT APPROVALS

Please refer to pac-clad.com or your local factory for specific product approval numbers for Snap-Clad.

Note: UL 90 is available on steel panels up to 18" on center, and on aluminum panels up to 16" on center.

©2020 Petersen Aluminum

INDUSTRIAL DOWNSPOUT (Closed)

The Industrial Downspout is available in a variety of standard sizes, or it can be fabricated to meet specific job requirements. Downspouts are manufactured with simple connection configurations and include three attachment straps per 12' section, which enables fast and easy installation.

CUSTOM CAPABILITIES

Specially fabricated products are available to meet the unique needs of each project.

COLORS

Choose among a wide range of standard colors and finishes that meet your job requirements. A 30-Year Kynar 500® Finish Warranty is included on coil-coated standard colors. Custom post-coated Kynar 500® colors are available (on aluminum substrate only) with an included 10-Year Kynar 500® Finish Warranty or a 20-Year Kynar 500® Finish Warranty is available upon request.

Anodized finishes are also available. Please email Technical Services regarding pricing for Anodized finishes.

ACCESSORIES

Factory fabricated accessories provide a cleaner, more aesthetically pleasing appearance. This eliminates the need for field fabrication, providing time and labor savings.

ALSO INCLUDED

All straps are included and will arrive to the job site with the product.

MATERIAL

Downspouts can be manufactured in the following materials.

- 24 ga. steel
- .040" aluminum
- .050" aluminum
- .063" aluminum

©2021 Petersen Aluminum

PAC-TITE GOLD GUTTER IGG-3

SUPERIOR ROOF DRAINAGE WITH GT-1 TESTING

PAC-Tite Gold Gutters are top-of-the-line, offering easy installation, outstanding performance and an attractive appearance. They include a 2" wide external wind strap to be installed every 6' and gutter straps every 24" O.C. to comply with the ANSI/SPRI GT-1 Standard. They also feature a unique, heavy aluminum gutter strap design that eliminates the need for drilling and riveting. The free-floating, hook-in strap allows for full thermal movement of the gutter. Offered with an optional roof flange or slotted drain bars for ballast retention, PAC-Tite Gold Gutters offer maximum roof drainage.and application time in half with this one-of-a-kind edge metal solution.



PAC-TITE GOLD GUTTER BENEFITS

- ANSI/SPRI GT-1 tested to comply with the Standard for Gutter Systems
- FM Approved for wind uplift protection
- Variety of colors, sizes and materials
- Easy installation and decreased labor costs
- Prefabricated miters and accessories to eliminate the need for field fabrication
- Specially fabricated products are available to meet the unique needs of each project
- Factory fabricated miters provide a cleaner, more aesthetically pleasing appearance. This eliminates the need for field fabrication, providing time and labor savings
- All gutter straps are included and will arrive to the job site with the product

COLORS

Choose among a wide range of standard colors and finishes that meet your job requirements. A 30-Year Kynar 500® Finish Warranty is included on coil-coated standard colors. Custom post-coated Kynar 500® colors are available (on aluminum substrate only) with an included 10-Year Kynar 500® Finish Warranty or a 20-Year Kynar 500® Finish Warranty is available upon request.

Anodized finishes are also available. Please email Technical Services regarding pricing for Anodized finishes.

EFFICIENT DESIGN

- Wind straps to be installed every 6 feet and gutter hangars to be installed every 24" on center
- Its heavy gauge gutter straps securely support larger volumes of water, as well as extreme snow and icing conditions and is manufactured to rigid tolerances and furnished per required drainage capacity/size
- Adapts easily to optional drainage bars or flow through gravel stops
- Pre-punch holes in the gutter eliminate the need for drilling; making for easier installation which accommodates the thermal expansion/contraction of the gutter
- Provided in 12'-0" lengths for quicker installation and lower labor costs.
- Fastening holes are slotted to allow for proper thermal movement of the materials and ensure correct fastener placement and spacing

TESTING

- ANSI/SPRI GT-1 tested to comply with the Standard for Gutter Systems
- Factory Mutual approved for wind uplift protection.

MATERIAL

Gutters can be manufactured in the following materials.

- 24 ga. steel
- .040" aluminum
- .050" aluminum
- .063" aluminum

SIZES

Gutters can be manufactured in the following sizes. Sizes vary by material.

- 6", 7", 8", 9"

©2021 Petersen Aluminum

PAC-TITE GOLD GUTTER

24 GA. / .040" MATERIAL ANSI/SPRI GT-1 TESTED 150 LBS / SQ FT — IGG-3 VERSION

.050" / .063" MATERIAL ANSI/SPRI GT-1 TESTED 210 LBS / SQ FT

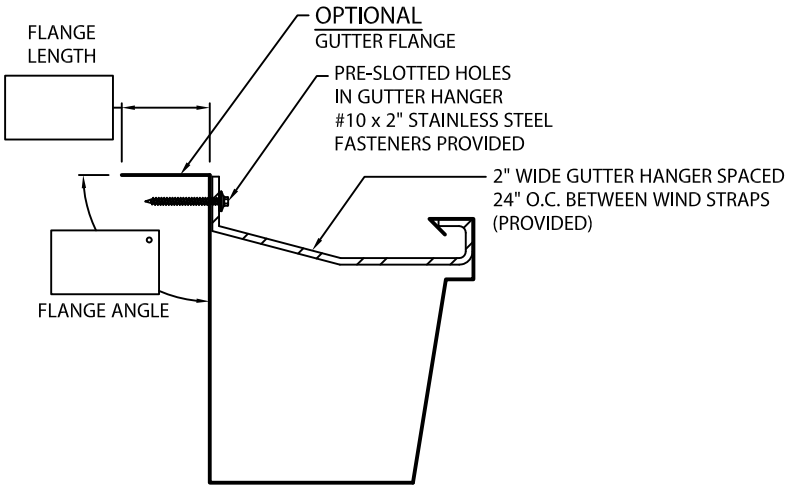

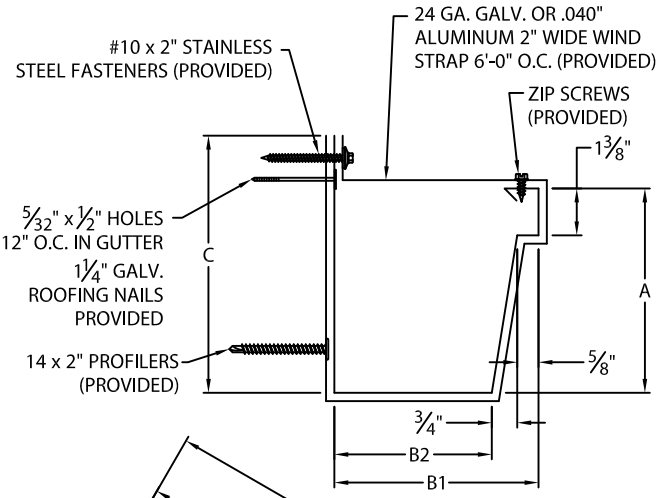

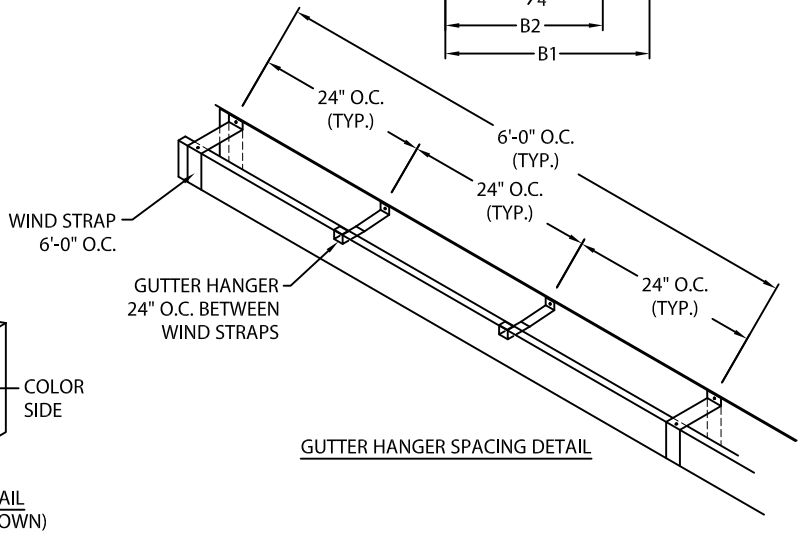

GUTTER HANGER SPACING DETAIL

PRODUCT ID #	C	B1	B2	A
☐ IGG3-C6	6"	5"	3 5/8"	5"
☐ IGG3-C7	7"	6"	4 5/8	6"
☐ IGG3-C8	8"	7"	5 5/8"	7"
☐ IGG3-C9	9"	8"	6 5/8"	8"

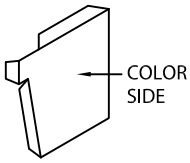

ENDCAP DETAIL
(LEFT HAND SHOWN)

NOTES:

- MAXIMUM DOWNSPOUT DIMENSION NOT TO EXCEED "B2" MINUS 9/16".
- 6" WIDE SPLICE PLATES PROVIDED.
- 1/8" STAINLESS STEEL POP RIVETS PROVIDED.
- -- UNLESS OTHERWISE NOTED, FABRICATION OF MITERS ARE FURNISHED STANDARD UTILIZING A NON-PENETRATING QUICKLOCK JOINT, THEN FACTORY SEALED WATERTIGHT.
- WELDED ACCESSORIES REQUIRE A MINIMUM MATERIAL THICKNESS OF .050".

Fabrication will proceed only after receipt of signed print approval.

Print Approval:

Architect and/or contractor shall verify all dimensions, sizes and quantities. All products to be installed in strict accordance with Petersen Aluminum's printed instructions.

Approved by: _____

Date: _____

MATERIAL:

- ☐ 24 GA. GALVANIZED STEEL
- ☐ .040" ALUMIINUM
- ☐ .050" ALUMINUM
- ☐ .063" ALUMINUM
- ☐ OTHER _____

COLOR: _____

FINISH: _____

QUANTITIES:

_____ LINEAL FEET 12'-0" LENGTHS

_____ OUTSIDE MITERS @ 90°

_____ INSIDE MITERS @ 90°

_____ RIGHT ENDCAPS

_____ LEFT ENDCAPS

_____ EXPANSION JOINTS STYLE "1"

_____ EXPANSION JOINTS STYLE "2"

SPECIFY MITER TYPE:

- ☐ WELDED
- ☐ QUICKLOCK

FOR NON-90 MITERS SEE PRINT APPROVAL #41012-15305

PROJECT:

ARCHITECT:

ROOFING CONTRACTOR:

REPRESENTATIVE/DISTRIBUTOR:

PAC-CLAD PETERSEN A CARLISLE COMPANY

Phone: 800-323-1960 Fax: 800-722-7150
www.pac-clad.com
e-mail: info@pac-clad.com

DATE: 03/18/21
DRN BY: ZS
CKD BY: MM

SHT.#____ OF ____

DWG# 41012-35517 B

PHYSICAL SAMPLE FROM PAC-CLAD REFLECTING COLOR SELECTION OF ROOF, GUTTER, DOWNSPOUTS, ETC.

ITEM 5 - PRODUCT LITERATURE ON NEW ROOFING, DOWNSPOUTS, AND GUTTERS

COMPOSITE FENCING MATERIAL TO REPLACE EXISTING FENCE AND FOR NEW FENCE AT MECHANICAL COURTYARD OF PARISH HALL

3.5 in. Composite Dog Ear Picket (69 in. H x 3.5 in. W) Pack of 10

$125.00 USD

Color: Rosewood

Quantity

− 1 +

Add to cart

Buy in Home Depot

Buy in Lowe's

✓ Pickup available at Shop location

Usually ready in 24 hours

View store information

Product Description

- Wood-like feel and finish.
- Installs, cuts and screws just like wood, with standard wood working tools.
- Will not splinter, rot or crack over time due to sun exposure and weather changes.
- Unlike other WPC products, our pickets require no pre-drilling.
- Our products are stronger and 33% lighter in weight than competitors for better performance.
- Our mono composite pre-finished formula, requires no seasonal painting, staining or sealing.
- Compared to wood pickets, where a percentage of material is not usable, 100% of NC pickets are usable.
- Engineered to have long-lasting color, a textured finish and non-reflective surface.
- Composite pickets are insect-free due to their composition, which is unappealing to insects, coupled with potential chemical treatments.
- No need for harsh cleaners. Clean with soap and warm water.
- Available in dog ear and square top models.
- Choose from 4 natural wood-inspired colors: Timber Brown, Rosewood, Raven and Slate Grey.
- For residential uses, the Warranty expires (on the 25th anniversary of the Purchase Date. For mixed or commercial uses, the

Warranty expires; (on the 10th anniversary of the Purchase Date.10-year warranty on all NC products.

Use your pickets to build fences and gates:

SPACING TO REFLECT TOP EXAMPLE.

Dimensions +

Details +

Product Attachments

Installation Guide Metal Gate Pickets

(258.88 KB)

2025
OFFICIAL NOTICE
LANDMARKS BOARD

NOTICE is hereby given to all citizens and interested parties that the Landmarks Board of the City of Springfield, Missouri, has scheduled the following regular meeting dates for the year of 2025. Meetings are scheduled for 5:30pm in 2 West Conference Room, Busch Bldg. The first meeting of the month is designated for new or unfinished business. The second meeting of the month is designated for special meetings, presentations, and educational purposes.

REGULAR MEETINGS

FIRST MEETING	SECOND MEETING
January 15, 2025	January 29, 2025
February 12, 2025	February 26, 2025
March 12, 2025	March 26, 2025
April 9, 2025	April 23, 2025
May 7, 2025	May 21, 2025
June 11, 2025	June 25, 2025
July 16, 2025	July 30, 2025
August 13, 2025	August 27, 2025
September 10, 2025	September 24, 2025
October 8, 2025	October 22, 2025
November 5, 2025	November 19, 2025
December 17, 2025	No Meeting

2025

January

Su	M	Tu	W	Th	F	Sa
			1	2	3	4
5	6	7	8	9	10	11
12	13	14	15	16	17	18
19	20	21	22	23	24	25
26	27	28	29	30	31	

February

Su	M	Tu	W	Th	F	Sa
						1
2	3	4	5	6	7	8
9	10	11	12	13	14	15
16	17	18	19	20	21	22
23	24	25	26	27	28	

March

Su	M	Tu	W	Th	F	Sa
						1
2	3	4	5	6	7	8
9	10	11	12	13	14	15
16	17	18	19	20	21	22
23	24	25	26	27	28	29
30	31					

April

Su	M	Tu	W	Th	F	Sa
		1	2	3	4	5
6	7	8	9	10	11	12
13	14	15	16	17	18	19
20	21	22	23	24	25	26
27	28	29	30			

May

Su	M	Tu	W	Th	F	Sa
				1	2	3
4	5	6	7	8	9	10
11	12	13	14	15	16	17
18	19	20	21	22	23	24
25	26	27	28	29	30	31

June

Su	M	Tu	W	Th	F	Sa
1	2	3	4	5	6	7
8	9	10	11	12	13	14
15	16	17	18	19	20	21
22	23	24	25	26	27	28
29	30					

July

Su	M	Tu	W	Th	F	Sa
		1	2	3	4	5
6	7	8	9	10	11	12
13	14	15	16	17	18	19
20	21	22	23	24	25	26
27	28	29	30	31		

August

Su	M	Tu	W	Th	F	Sa
					1	2
3	4	5	6	7	8	9
10	11	12	13	14	15	16
17	18	19	20	21	22	23
24	25	26	27	28	29	30
31						

September

Su	M	Tu	W	Th	F	Sa
	1	2	3	4	5	6
7	8	9	10	11	12	13
14	15	16	17	18	19	20
21	22	23	24	25	26	27
28	29	30				

October

Su	M	Tu	W	Th	F	Sa
			1	2	3	4
5	6	7	8	9	10	11
12	13	14	15	16	17	18
19	20	21	22	23	24	25
26	27	28	29	30	31	

November

Su	M	Tu	W	Th	F	Sa
						1
2	3	4	5	6	7	8
9	10	11	12	13	14	15
16	17	18	19	20	21	22
23	24	25	26	27	28	29
30						

December

Su	M	Tu	W	Th	F	Sa
	1	2	3	4	5	6
7	8	9	10	11	12	13
14	15	16	17	18	19	20
21	22	23	24	25	26	27
28	29	30	31			

PnZ

Landmarks

BOA

Council

2nd PnZ

2nd Landmarks

Holiday